



An employee's department and job profile are documented here. If an employee has been created via a 360-degree feedback, the fields for the department and the superior will be pre-populated.

The selectable options under **Department** are generated automatically based on the departments entered in the 360-degree feedback and those defined in the personnel files. Of course, you can add new departments in addition to those in the list by simply entering them directly in the text box.

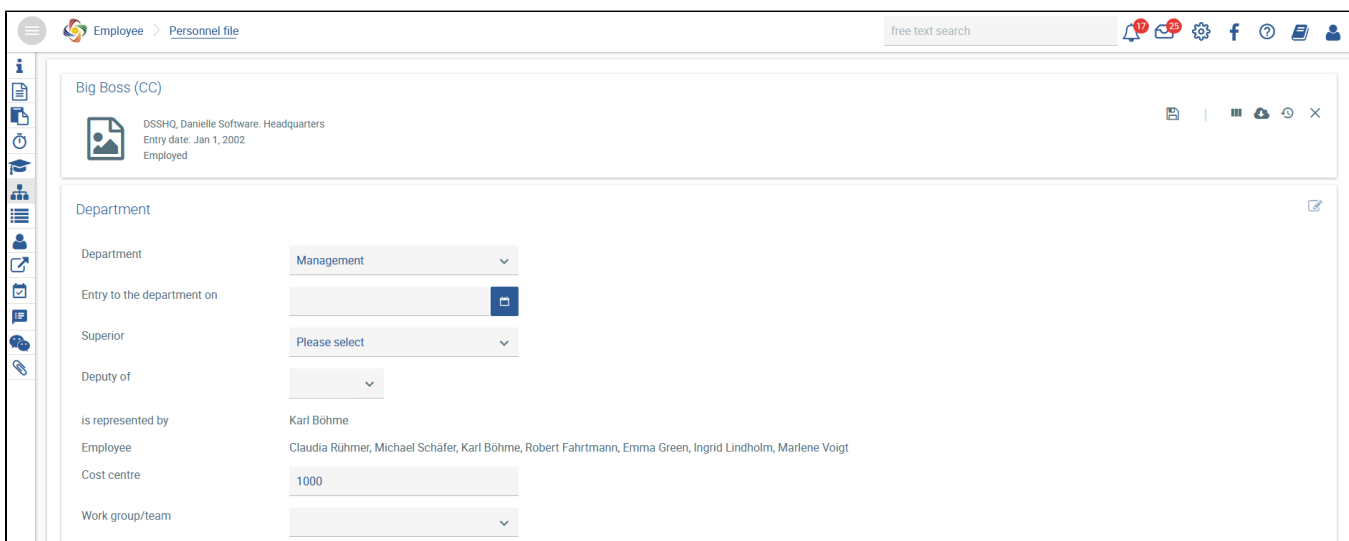
If an employee changes departments, the previous department entry date is overwritten with the new date, and the new department has to be entered. The old information is stored and can always be viewed using the history .

The position of an employee within the corporate organisation chart can be viewed by clicking on . The organisation chart is created by the system based on the department data.

A superior can be selected from all the employees that have been created. Each employee can only have one superior to ensure the correct mapping of the employee/superior relationships. It's up to you to decide whether superiors are defined based on disciplinary processes or projects.

The **Cost centre** is only used for documentation purposes for accounting procedures or other business systems.

A deputy can be set in an employee's personnel file. In the field **Deputy of**, a person who the respective employee can stand in for can be designated. In the field **is represented by**, a person who can stand in for the respective employee is displayed (their deputy).



The screenshot shows a web interface for a personnel file. The breadcrumb navigation at the top reads 'Employee > Personnel file'. A search bar is present. The main content area is titled 'Big Boss (CC)' and contains a profile card for 'DSSHQ, Danielle Software: Headquarters' with an entry date of 'Jan 1, 2002' and status 'Employed'. Below this is a 'Department' section with a dropdown menu set to 'Management'. Other fields include 'Entry to the department on' with a calendar icon, 'Superior' with a 'Please select' dropdown, 'Deputy of' with a dropdown, 'is represented by' with the name 'Karl Böhme', 'Employee' with a list of names, 'Cost centre' with the value '1000', and 'Work group/team' with a dropdown.

The deputy arrangement applies in two cases:

1. If an employee is ill or on leave, a deputy can stand in for them during this time to answer enquiries or take care of similar matters.
2. If a supervisor is ill or absent, the deputy also takes over his duties in Danielle Software during this time. The following tasks may have to be carried out:
  - Approving or rejecting requests for leave
  - Receiving and checking sick notes
  - Approving or rejecting overtime
  - Carrying out corrections in time recording and for absences

Basically, a deputy can always view what the superior has access to as well, i.e. all absences and the time recording for the superior's staff. But only when a deputy is deployed, they are given the rights to complete tasks and receive leave requests and follow-ups as an additional assignee.

If the person has a manager role (is a superior to other employees), all associated employees are listed here. Here, only a non-editable list of the corresponding names is displayed. The list results from the designation of these persons as a superior for the employees displayed. The field cannot be edited.

## Work group/team

Superior	Please select ▼
Deputy of	Green, Emma ✖ ▼
is represented by	Karl Böhme
Employee	Claudia Rühmer, Michael Schäfer, Karl Böhme, Robert Fahrtmann, Emma Green, Ingrid Lindholm, Marlene Voigt
Cost centre	1000

You can enter the name of a work group or team in this field or select one of the existing entries (if any). Below, all members of the team are listed.

Work group/team	Softwareumstellung ▼
Members of work group	Claudia Rühmer

Since job and role descriptions may differ, two separate fields are provided. Example:

Employee	Department	Job Description	Role
Myers	Vehicle fleet South	Manager Vehicle fleet South	Manager Vehicle fleet
Miller	Vehicle fleet South	Driver	Driver
Smith	Vehicle fleet North	Manager Vehicle fleet North	Manager Vehicle fleet
Jones	Vehicle fleet North	Driver	Driver

Job descriptions should be kept short and should provide details on an employee's current position.

Role descriptions can contain a comprehensive explanation of an employee's activities, including rights and duties. Thus, they reflect what is expected for the job.

An employee's business communication details can be stored here.

A number of other skills that an employee has can be entered under "skills".

Skills
Class 2 driving licence
XY tool certification
XY machine certification

In contrast to the knowledge and skills entered under **Education**, the **skills** entered here refer to a specific field of work in a department.